


3 Associer style et époque

■ D'après le **doc 3** et l'annexe p. 96, associez chaque pont au bâtiment correspondant à la même époque.

→ doc 3


Pont du Gard



a



Maison gauloise




Pont Royal




b



Tour Forester à Londres




Viaduc de Millau




c



Château d'Azay-le-Rideau



Pont de Garabit



d



Tour Eiffel

